

# THERE'S A LOT TO DISCOVER

## THE BASICS

### GENERAL COLLEGE INFORMATION

|                                       |                             |
|---------------------------------------|-----------------------------|
| TYPE OF SCHOOL                        | 4-YEAR PRIVATE              |
| CALENDAR SYSTEM                       | SEMESTER                    |
| APPLICATION DEADLINE                  | ROLLING ADMISSION           |
| FINANCIAL AID PRIORITY DEADLINE       | MARCH 1                     |
| TOTAL STUDENT ENROLLMENT (Fall 2016)  | 1,524                       |
| STUDENT TO FACULTY RATIO              | 12:1                        |
| ACCREDITATION                         | HIGHER LEARNING COMMISSION  |
| RELIGIOUS AFFILIATION                 | ROMAN CATHOLIC              |
| ATHLETIC DIVISION                     | NCAA DIVISION III           |
| % OF UNDERGRADUATES IN CAMPUS HOUSING | 95% FIRST YEAR, 65% OVERALL |



## AT YOUR SERVICE

SINCE 2009, LORAS HAS EARNED A PLACE ON THE PRESIDENT'S HONOR ROLL FOR COMMUNITY SERVICE, THE HIGHEST SUCH FEDERAL RECOGNITION AN INSTITUTION OF HIGHER EDUCATION CAN RECEIVE.

## GRADUATE OUTCOMES

**95.8%** GRADUATES EMPLOYED OR CONTINUING THEIR EDUCATION WITHIN ONE YEAR AFTER GRADUATION  
**99%** PERCENT FOLLOW-UP WITH STUDENTS FROM MOST RECENT GRADUATION CLASS

## NEW PROGRAMS

MA SCHOOL COUNSELING  
 3+2 MBA BUSINESS ANALYTICS

**8TH** BEST COLLEGE IN IOWA AND THE **352ND** BEST COLLEGE NATIONALLY ACCORDING TO MONEY MAGAZINE • **13 TH** IN THE TOP TIER AMONG BEST MIDWEST REGIONAL COLLEGES IN THE 2016 EDITION OF "BEST COLLEGES" BY U.S. NEWS MEDIA GROUP • HOME TO ONE OF THE TOP 12 COLLEGIATE NEWSCASTS IN THE NATION, ACCORDING TO THE SOCIETY OF PROFESSIONAL JOURNALISTS (SPJ) • OUR SPORT MANAGEMENT STUDENTS HAVE WON THE SPORT MANAGEMENT ASSOCIATION (SMA) CASE STUDY COMPETITION FOR THE THIRD TIME IN FIVE YEARS • LCTV WAS NAMED THE TOP IOWA COLLEGIATE TELEVISION STATION FOR THE 6TH CONSECUTIVE YEAR • LORAS COLLEGE'S DANCE MARATHON HAS BEEN RECOGNIZED NATIONALLY AS THE NUMBER ONE PER-CAPITA FUNDRAISING SCHOOL SINCE 2009 • ENGINEERING PROGRAM HAS ABET ACCREDITATION • LORAS STUDENTS EDIT AND PUBLISH THE UNDERGRADUATE NATIONAL LITERARY JOURNAL CATFISH CREEK • LORAS STUDENTS MADE HISTORY IN THE DELTA EPSILON SIGMA NATIONAL WRITING COMPETITION GARNERING THREE OUT OF FOUR FIRST PLACE FINISHES.

## NATIONAL RECOGNITION

### FACULTY (2016-2017)

|                               |          |
|-------------------------------|----------|
| FULL-TIME MALE                | 60 (60%) |
| FULL-TIME FEMALE              | 40 (40%) |
| TOTAL FULL-TIME               | 100      |
| % WITH PHD OR TERMINAL DEGREE | 97%      |
| % FACULTY OF COLOR            | 4%       |
| PART-TIME FACULTY             | 58       |
| STUDENT: FACULTY RATIO        | 12:1     |

# 60%

OF STUDENTS GAINED VALUABLE FIELD EXPERIENCE BEFORE GRADUATING

### RETENTION & GRADUATION (FALL 2016)

|                               |     |
|-------------------------------|-----|
| FIRST-YEAR TO SOPH. RETENTION | 79% |
| 4-YEAR GRADUATION RATE        | 59% |
| 5-YEAR GRADUATION RATE        | 67% |
| 6-YEAR GRADUATION RATE        | 71% |

FOUNDED **1839**

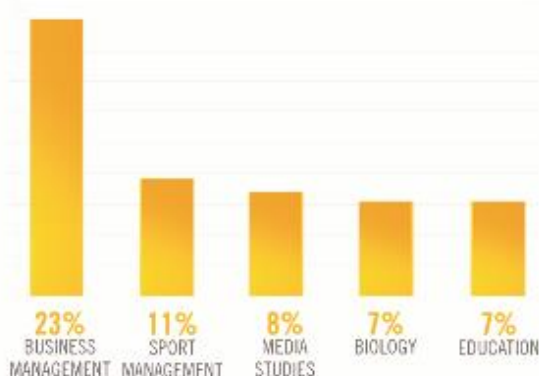
**STUDY ABROAD OPPORTUNITIES: IRELAND, SPAIN, SOUTH AFRICA, PORTUGAL, CAMBODIA, WALES, ENGLAND, FRANCE, ITALY, PERU, BELIZE, GREECE, MEXICO, INDIA, GUATEMALA**

## CURRICULUM

# 36 MAJORS

- YES! STUDY ABROAD PROGRAM
- YES! STUDENT RESEARCH PROGRAM
- YES! HONORS PROGRAM
- YES! INTERNSHIP PROGRAM

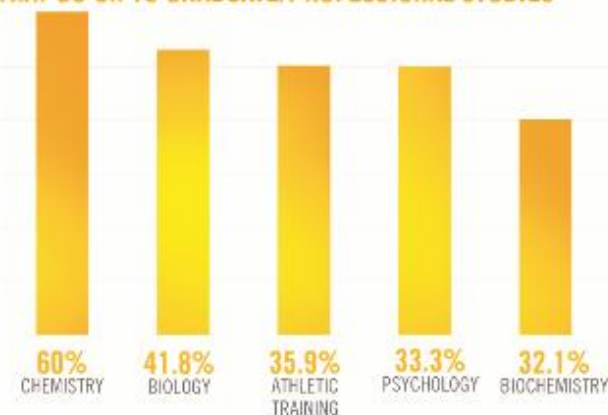
### POPULAR AREAS OF STUDY (% OF GRADUATES)



### 6 GRADUATE PROGRAMS

MBA BUSINESS ANALYTICS, INTEGRATED STEM EDUCATION, GENERAL PSYCHOLOGY, CLINICAL/COUNSELING PSYCHOLOGY, ATHLETIC TRAINING, SCHOOL COUNSELING

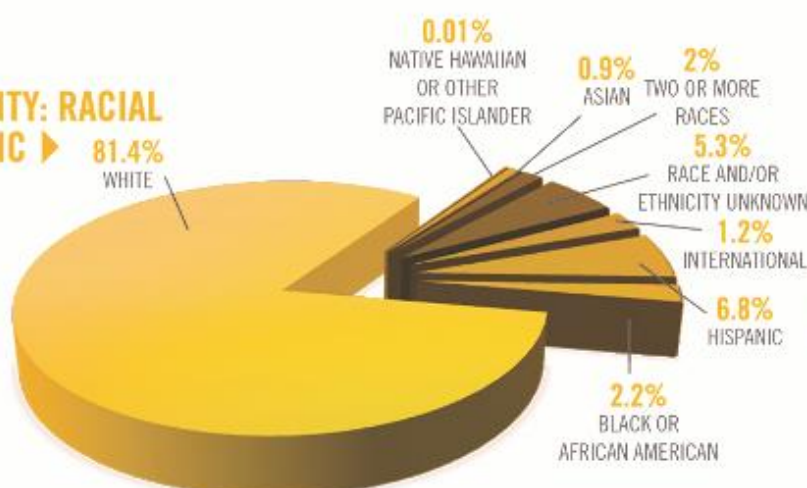
### MAJORS WITH THE HIGHEST PERCENTAGE OF GRADUATES THAT GO ON TO GRADUATE/PROFESSIONAL STUDIES



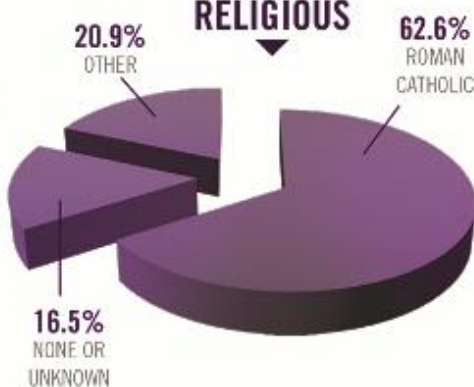
| ENROLLMENT      | 2016  |    |       | 2015  |    |       |
|-----------------|-------|----|-------|-------|----|-------|
|                 | UG    | GR | TOTAL | UG    | GR | TOTAL |
| FULL-TIME MEN   | 731   | 18 | 749   | 739   | 28 | 767   |
| FULL-TIME WOMEN | 669   | 24 | 693   | 679   | 25 | 704   |
| TOTAL FULL-TIME | 1,400 | 42 | 1,442 | 1,418 | 53 | 1,471 |
| TOTAL PART-TIME | 63    | 19 | 82    | 44    | 13 | 57    |
| TOTAL           | 1,463 | 61 | 1,524 | 1,462 | 66 | 1,528 |

| FULL-TIME FIRST-YEAR STUDENTS        | 2016  | 2015  |
|--------------------------------------|-------|-------|
| APPLIED                              | 1,269 | 1,250 |
| ADMITTED                             | 1,172 | 1,187 |
| ENROLLED                             | 328   | 389   |
| AVERAGE ACT SCORE                    | 23    | 23.8  |
| AVERAGE HIGH SCHOOL GPA              | 3.38  | 3.67  |
| FULL-TIME TRANSFER STUDENTS ENROLLED | 71    | 38    |

## DIVERSITY: RACIAL & ETHNIC



## DIVERSITY: RELIGIOUS



INTERNATIONAL STUDENTS FROM 9 COUNTRIES